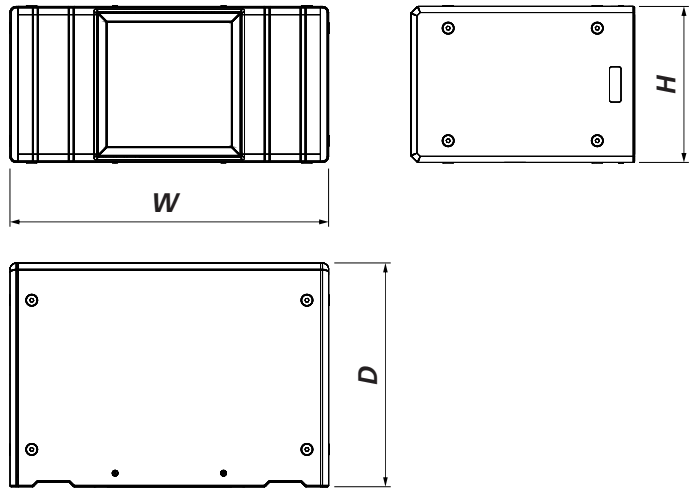




IS8S-WP - IS12S-WP



DIMENSIONS



MAIN FEATURES

- Compact dimensions
- Quick installation
- Suitable for indoor and outdoor installations

PACKAGE CONTENTS

The box contains:
N°1 passive subwoofer
This quick start and warranty documentation

DESCRIPTION

IS-WP series offers two passive subwoofers, each equipped with a single 8" (2" v.c.) or 12" (2.5" v.c.) woofer. The compact dimensions and standard design guarantee discreet, non-intrusive applications with high durability. Different configurations are allowed thanks to the accessories. The IP55 certification allows both indoor and outdoor installations.

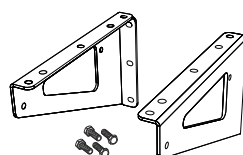
TECHNICAL SPECIFICATIONS

	IS8S-WP	IS12S-WP
Speaker Type	Passive subwoofer	
Protection against solid objects and liquids:	IP55	
RMS Power	200 W	250 W
Rated impedance	8 Ohm	
LF	1x 8", 2" v.c.	1x 12", 2.5" v.c.
Signal Input/Output	Terminal barrier strip (or speakON® using the SP-IS accessory panel)	
Housing	Wooden box with metal grille	
Rigging points	Flyable with 16x M8 pickup points	
Dimensions (WxHxD)	470x230x330 mm (18.5x9.1x13 in.)	624x335x400 mm (24.6x13.2x15.8 in.)
Weight	10 Kg (22 lbs.)	15 Kg (33 lbs.)


ACCESSORIES



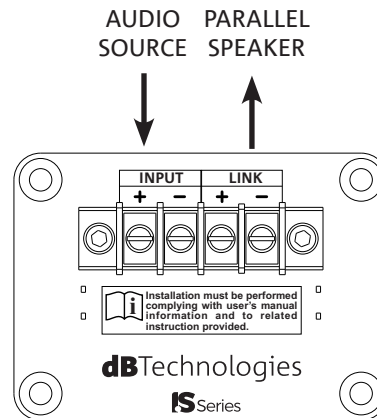
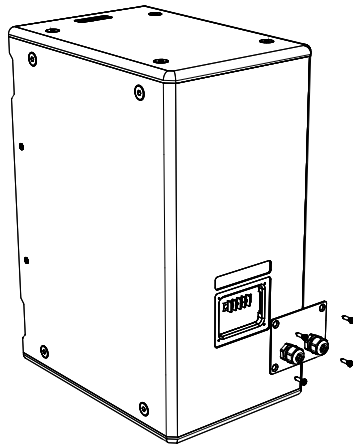
SP-IS
speakON® panel



WB-IS8S/12S
wall bracket



LP-8/12
link plate

CONNECTIONS**PROTECTION AGAINST SOLID OBJECTS AND LIQUIDS (IP RATING)**

The speakers are protected against the ingress of solid objects and liquids with a rating of IP55 as defined by EN 60529.

Please only use cables with the specified diameters:

PG9 => between 4 and 8mm diameter

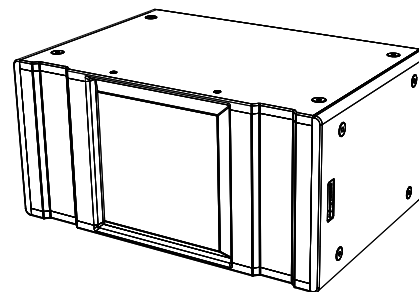
Fasten properly the cable gland using the plastic tightening nut

**WARNING!**

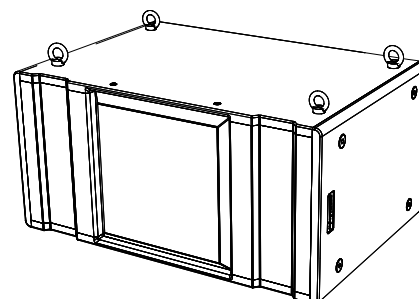

Failure to comply with these installation prescriptions could adversely affect the declared protection ratings.

INSTALLATION

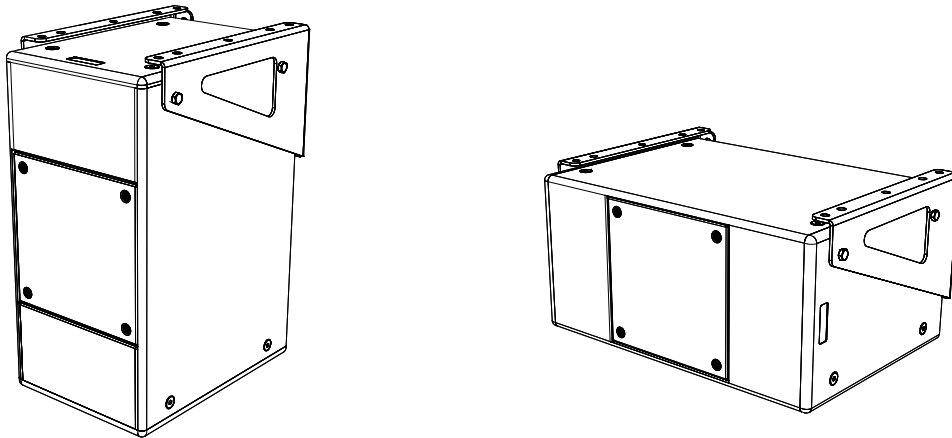
FLOOR



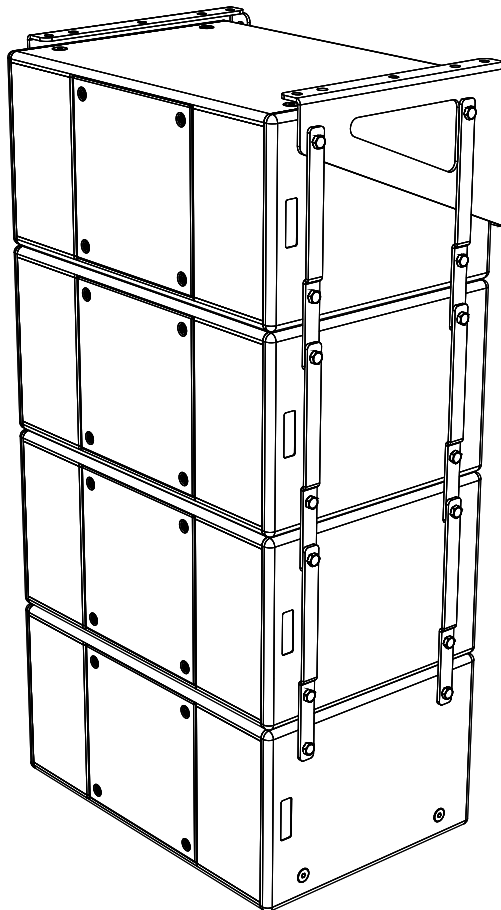
FLOWN (EYEBOLTS)



WALL MOUNT (BRACKETS)



The wall mount installation is possible only by using WB-IS8S or WB-IS12S wall brackets (not included). If using multiple subwoofers in a horizontal configuration, the LP-8/LP-12 link plates (not included) must be used to connect them.



For further information regarding max loading and installation requirements, please refer to the accessories user manual.

WARNINGS



WARNING: Make sure that the loudspeaker is securely installed in a stable position to avoid any injuries or damages to persons or properties. For safety reasons do not place one loudspeaker on top of another without proper fastening systems. Before hanging the loudspeaker check all the components for damages, deformations, missing or damaged parts that may compromise safety during installation. If you use the loudspeakers outdoor avoid spots exposed to bad weather conditions.

The external wiring connected to speaker output terminals requires installation by qualified personnel only. Once the equipment is installed, prevent access to the connectors to unqualified personnel. Only use the accessories and configurations described in this manual, and proceed in accordance with the instructions given in the manuals for the accessories. dBTechnologies will not accept any responsibility for damages caused by inappropriate accessories or additional devices.

Installation and use of this equipment and its accessories must be performed only by "Expert personnel" according to safety standard. To prevent hazards to people, animals and/or objects, make sure that the installation is stable and secure. Comply with the safety regulations and laws in force in the country in which you use the product. For safe use, periodically check that all parts are in good working condition before use. Only authorised personnel may carry out design, calculations, installation, testing and maintenance of professional flown or stacked audio systems.

Check periodically the integrity and the functionality of the accessories and the technical equipments for a safe installation. user should never apply a load that exceeds the working load limits of any rigging components or equipment here presented. Design, calculation, installation, testing and maintenance of suspension and stack systems for audio equipment must be performed only by qualified and authorized personnel. AEB Industriale s.r.l. denies any and all responsibility for improper installations, in the absence of safety requirements.

Features, specification and appearance of products are subject to change without notice.

dBTechnologies reserves the right to make changes or improvements in design or manufacturing without assuming any obligation to change or improve products previously manufactured.

The warnings in this manual must be observed together with the "User Manual - Section 2".



*Scan with your
QR Reader App
to download the
complete User
Manual.*



A.E.B. Industriale Srl
Via Brodolini, 8
Località Crespellano
40053 VALSAMOGGIA
BOLOGNA (ITALIA)
Tel. +39 051 969870
Fax +39 051 969725

www.dbtechnologies.com
info@dbtechnologies-aeb.com