


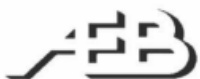
Handheld Transmitter

RS 16000 H



QUICK START GUIDE – Section 1

The warnings in this manual must be observed together with the "User Manual - Section 2"



FCC CLASS B STATEMENT

This equipment has been tested and found to comply with the limits for a Class B digital device, pursuant to part 15 of the FCC Rules. These limits are designed to provide reasonable protection against harmful interference in a residential installation. This equipment generates, uses and can radiate radio frequency energy and, if not installed and used in accordance with the instructions, may cause harmful interference to radio communications. However, there is no guarantee that interference will not occur in a particular installation. If this equipment does cause harmful interference to radio or television reception, which can be determined by turning the equipment off and on, the user is encouraged to try to correct the interference by one or more of the following measures:

- Reorient or relocate the receiving antenna.
- Increase the separation between the equipment and receiver.
- Connect the equipment into an outlet on a circuit different from that to which the receiver is connected.
- Consult the dealer or an experienced radio/TV technician for help.

Changes or modifications not expressly approved by the party responsible for compliance could void the user's authority to operate the equipment.

RED 2014/53/EU COMPLIANCE

This device has been tested according to the following standards:

EN 300422-1 V.2.1.2, EN 301357 V.2.1.1 (Radio Spectrum)
EN 301489-1 V.2.1.1, EN 301489-9 V.2.1.1 (EMC)
EN 602311 :2008, EN 60065 :2014 (Health and safety)

For USA Market:

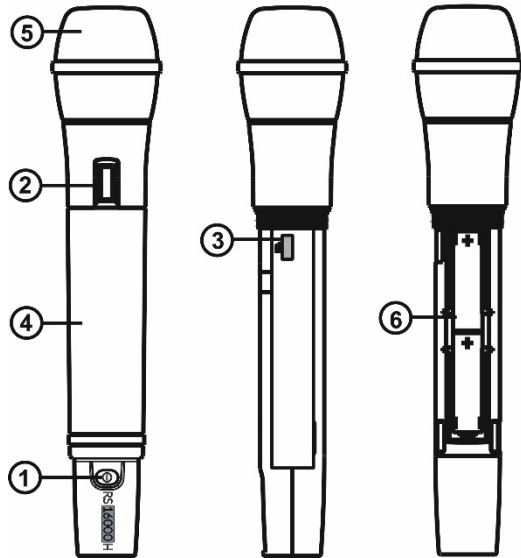
This device complies with FCC title 47 part 74 of the FCC Rules. Operation is subject to the following two conditions:

- (1) this device may not cause harmful interference, and
- (2) this device must accept any interference received, including interference that may cause undesired operation.

Changes or modifications made to this equipment not expressly approved by AEB INDUSTRIALE SRL may avoid the FCC authorization to operate this equipment.

info@dbtechnologies-aeb.com

Main controls



1	On/Off and MUTE button
2	Display
3	IR port
4	Battery cover
5	Mic cover
6	Battery compartment

Turn on / Synchronization

	RS 16000H	RS 16000R
1	<p>AA type</p>	<p>ON</p>
2	<p>ON (≈ 4 s)</p>	<p>UP</p>
3	<p>max 20 cm</p> <p>SYNCHRONIZATION EXPIRATION TIMES</p> <p>RS 16000R : 10 s</p> <p>RS 16000H : 5 s</p>	

Download the complete user manual on:
www.dbtechnologies.com/Downloads.aspx



Scan with your QR Reader App to download the complete User Manual

Check the complete user manual on www.dbtechnologies.com for further information about the system and available accessories.

Scarica il manuale completo da www.dbtechnologies.com per ogni ulteriore informazione sul sistema e sugli accessori disponibili.

Für weitere Informationen und verfügbares Zubehör lesen sie bitte die vollständige Bedienungsanleitung unter www.dbtechnologies.com.

Vérifiez le manuel de l'utilisateur complet sur www.dbtechnologies.com pour des informations complémentaires du système et des accessoires disponibles.

Compruebe el manual de usuario completo sobre www.dbtechnologies.com para la información adicional sobre el sistema y accesorios disponibles.