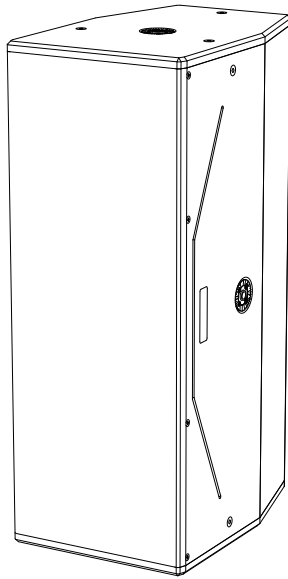
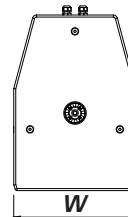
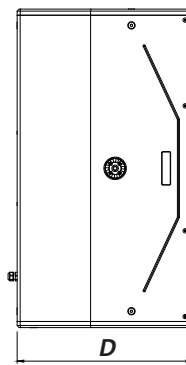



# IS210T



## DIMENSIONS



<b>W</b>	<b>300mm (11.8 in)</b>
<b>H</b>	<b>780mm (30.7 in)</b>
<b>D</b>	<b>430mm (16.9 in)</b>

## MAIN FEATURES

- Impressive sound pressure
- Rotatable horn
- Quick installation
- Easy handling and transport
- Stack or flyable use

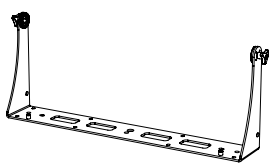
## PACKAGE CONTENTS

The box contains:  
 N°1 IS210T loudspeaker  
 This quick start and warranty documentation

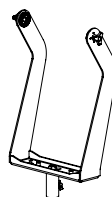
## DESCRIPTION

IS210T is the new dB Technologies 2-way passive speaker for professional use. It is equipped with a compression driver (HF exit: 1.4", 2.4 voice coil) and two 10" neodymium woofers (2.4" voice coil). The coverage pattern is 90° (H) x 40° (V). The horn is rotatable and the mechanical design allows an easy, accurate and quick installation for stand or flyable use thanks to the optional brackets.

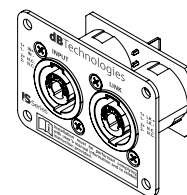
## ACCESSORIES



**HB-3X10**  
bracket for flyable use



**VB-3X10**  
bracket for stacked/  
flyable use



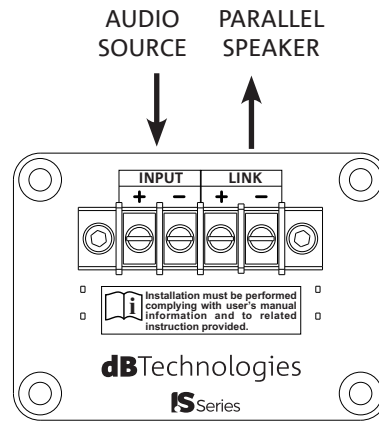
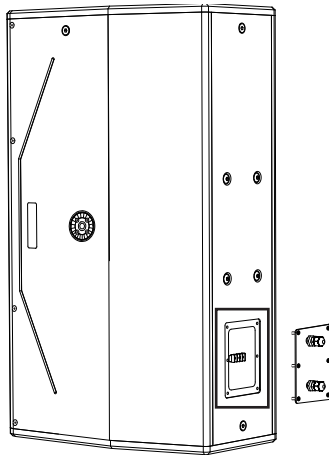
**SP-IS**  
speakON® panel

## TECHNICAL SPECIFICATIONS

Speaker Type	2 Way Passive Loudspeaker
Protection against solid objects and liquids (IP):	55
Frequency Response [-6dB]	60 Hz - 17.8 kHz
Usable Bandwidth [-10dB]	56 Hz - 20 kHz
RMS power	400 W
Rated impedance	8 Ohm
Max SPL (1 m)	133 dB (Fullrange)
Directivity (HxV)	90° x 40°
HF	1.4" exit, 2.4" v.c.
LF	2x 10", 2.4" v.c.
Crossover Frequency	840 Hz
Signal Input	Terminal barrier strip (or speakON® using the SP-IS accessory panel)
Signal Output	Terminal barrier strip (or speakON® using the SP-IS accessory panel)
Housing	Wooden box - black finished
Rigging Points	4
Dimensions (WxHxD)	300x780x430 mm (11.8x30.7x16.9 in)
Weight	28.7 Kg (63.3 lbs.)

*The warnings in this manual must be observed together with the "User Manual - Section 2".*

**CONNECTIONS**



**PROTECTION AGAINST SOLID OBJECTS AND LIQUIDS (IP RATING)**

The speakers are protected against the ingress of solid objects and liquids with a rating of IP55 as defined by IEC 60529. Please only use cables with the specified diameters:  
 PG9 => between 4 and 8mm diameter  
 Fasten properly the cable gland using the plastic tightening nut.

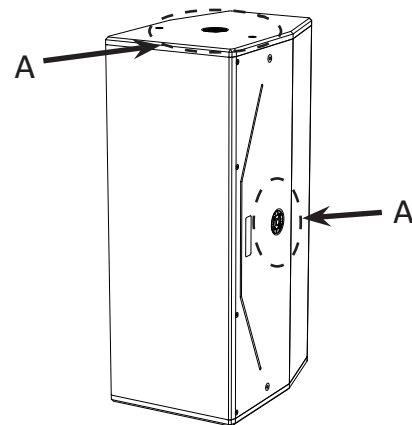


**WARNING!**

Failure to comply with these installation prescriptions could adversely affect the declared protection ratings.

**MECHANICAL FIXING POINT**

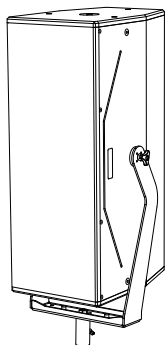
Is 210T can be installed in different configurations. For a quick installation, on each side of the loudspeaker the user can find mechanical fixing points for stand and flyable use (A).



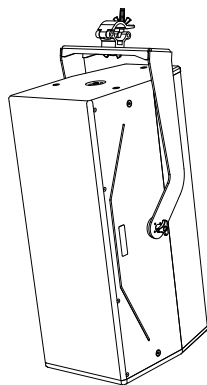
**CONFIGURATIONS**

STACKED (POLE MOUNT)

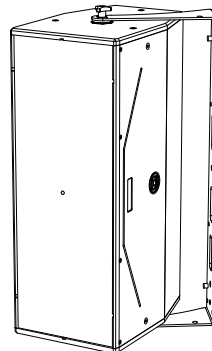
FLOWN



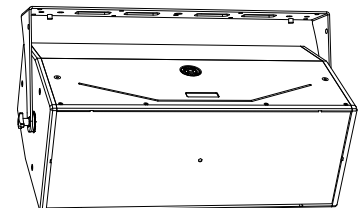
IS210T  
 VB-3X10 bracket  
 SA-35 adapter



IS210T  
 VB-3X10 bracket  
 aliscaff/tv spigot



IS210T  
 HB-3X10 bracket



IS210T  
 HB-3X10 bracket

*For further information regarding max loading and installation requirements, please refer to the accessories user manual.*



## WARNINGS



**WARNING:** Make sure that the loudspeaker is securely installed in a stable position to avoid any injuries or damages to persons or properties. For safety reasons do not place one loudspeaker on top of another without proper fastening systems. Before hanging the loudspeaker check all the components for damages, deformations, missing or damaged parts that may compromise safety during installation. If you use the loudspeakers outdoor avoid spots exposed to bad weather conditions.


The external wiring connected to speaker output terminals requires installation by qualified personnel only. Once the equipment is installed, prevent access to the connectors to unqualified personnel. Only use the accessories and configurations described in this manual, and proceed in accordance with the instructions given in the manuals for the accessories. dBTechnologies will not accept any responsibility for damages caused by inappropriate accessories or additional devices.

Installation and use of this equipment and its accessories must be performed only by "Expert personnel" according to safety standard. To prevent hazards to people, animals and/or objects, make sure that the installation is stable and secure. Comply with the safety regulations and laws in force in the country in which you use the product. For safe use, periodically check that all parts are in good working condition before use. Only authorised personnel may carry out design, calculations, installation, testing and maintenance of professional flown or stacked audio systems.

Check periodically the integrity and the functionality of the accessories and the technical equipments for a safe installation. user should never apply a load that exceeds the working load limits of any rigging components or equipment here presented. design, calculation, installation, testing and maintenance of suspension and stack systems for audio equipment must be performed only by qualified and authorized personnel. AEB Industriale s.r.l. denies any and all responsibility for improper installations, in the absence of safety requirements.

*Features, specification and appearance of products are subject to change without notice.*

*dBTechnologies reserves the right to make changes or improvements in design or manufacturing without assuming any obligation to change or improve products previously manufactured.*



*Scan with your  
QR Reader App  
to download the  
complete User  
Manual.*

A.E.B. Industriale Srl  
Via Brodolini, 8  
Località Crespellano  
40053 VALSAMOGGIA  
BOLOGNA (ITALIA)  
Tel. +39 051 969870  
Fax +39 051 969725

[www.dbtechnologies.com](http://www.dbtechnologies.com)  
[info@dbtechnologies-aeb.com](mailto:info@dbtechnologies-aeb.com)